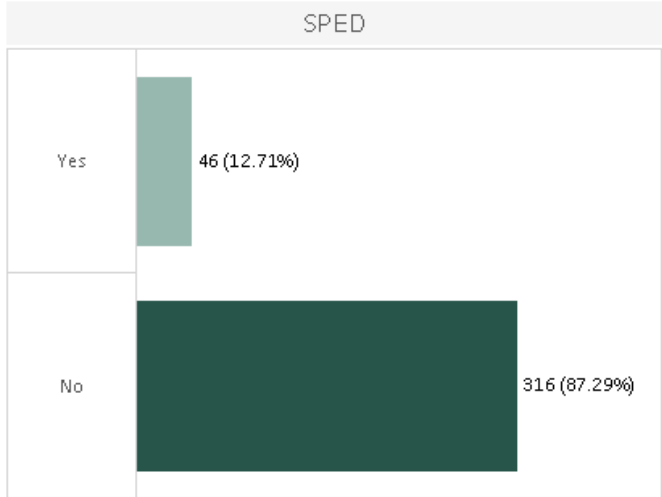

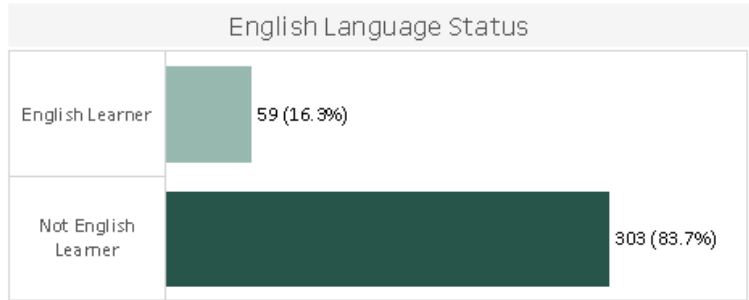




Demographics for PUC Nueva Esperanza Charter Academy (MS)
as of 11/6/2017

Total Students
362

Race/Ethnicity		
Race/Ethnicity	Count	%
Declined to Specify	2	0.55%
Hispanic/Latino	359	99.17%
White (not of Hispanic origin)	1	0.28%



Disability		
Disability	Count	%
Autism (AUT)	2	0.55%
Other Health Impairment (OHI)	11	3.04%
Specific Learning Disability (SLD)	29	8.01%
Speech or Language Impairment (SLI)	4	1.10%
No Disability	316	87.29%