

ONLINE PAYMENT SYSTEM: TITAN SCHOOL SOLUTIONS

Dear Parents of PUC Schools Students:

This letter is to inform you that beginning September 1st PUC Schools will begin to use a new system, to where you can make online payments for your student's meals. We are no longer using the old system so you are now unable to make payments with your old account.

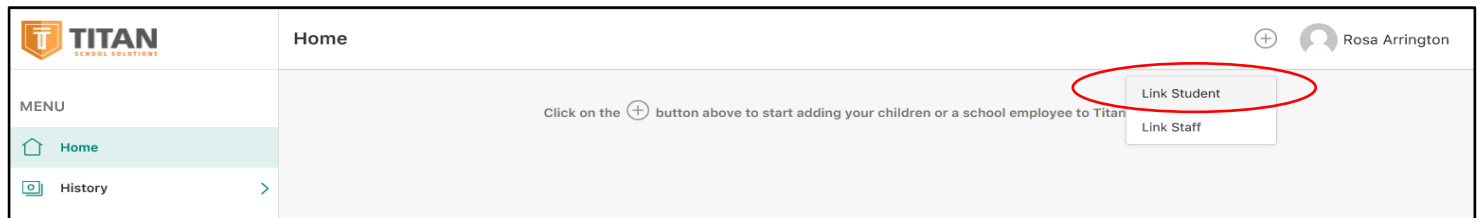
Once you created an account on <https://family.titank12.com/> and you have VERIFIED your email, you will be able to log onto TITAN's Parent Portal. Please add your student by selecting the **LINK STUDENT** option. Please call the school office for assistance or please visit the PUC website at <http://www.pucschools.org/programs/school-nutrition/> for a complete guide on how to use the Titan Family Portal:

Estimados padres de alumnos de las escuelas PUC:


Esta carta es para informarle que, a partir del 1 de septiembre, las Escuelas PUC comenzarán a utilizar un nuevo sistema, en el que podrá realizar pagos en línea por las comidas de su hijo. Ya no usamos el sistema anterior, por lo que ahora no puede realizar pagos con su cuenta anterior.

Una vez que haya creado una cuenta en <https://family.titank12.com/> y haya VERIFICADO su correo electrónico, podrá iniciar sesión en el Portal para Padres de TITAN. Agregue a su estudiante seleccionando la opción **LINK STUDENT**. Por favor llame a la oficina de la escuela para obtener ayuda o visite el sitio web de la PUC en <http://www.pucschools.org/programs/school-nutrition/> para obtener una guía completa sobre cómo usar el Titan Family Portal:

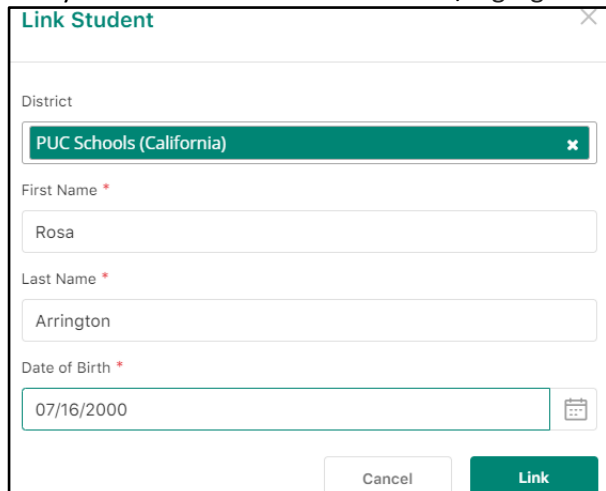
LINK STUDENT:



A **LINK STUDENT** window will pop up, please type **7699** and select **PUC SCHOOLS (California)** / Aparecerá una ventana de LINK STUDENT, escriba 7699 y seleccione **PUC SCHOOLS (California)**

A screenshot of the 'Link Student' window. It has a title bar with 'Link Student' and a close button. Below the title bar is a 'District' label and a dropdown menu. The dropdown menu is open, showing '7699' in the search field and 'PUC Schools (California)' as the selected option. There is a close button for the dropdown menu.

Add your student in the next window / Agregue a su estudiante en la siguiente ventana:

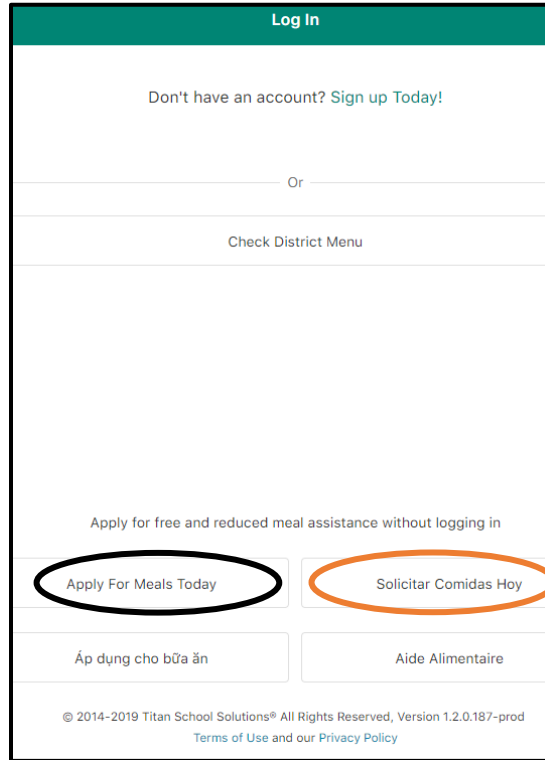
A screenshot of the 'Link Student' window. It has a title bar with 'Link Student' and a close button. Below the title bar is a 'District' label and a dropdown menu with 'PUC Schools (California)' selected. Below that are three text input fields: 'First Name' with 'Rosa', 'Last Name' with 'Arrington', and 'Date of Birth' with '07/16/2000'. There is a calendar icon next to the date field. At the bottom are 'Cancel' and 'Link' buttons.

Complete a Meal Application ONLINE

To submit a Meal Application please use the following website and follow these steps:

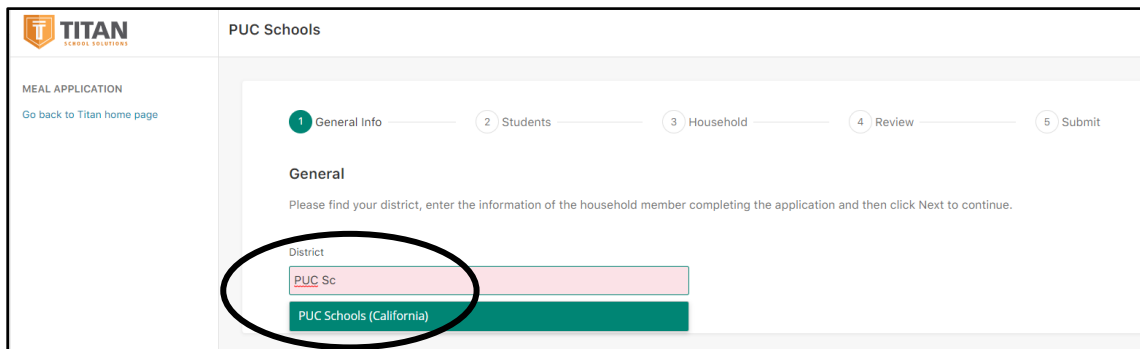
- Go to <https://family.titank12.com/>
- Step 1: Click on **APPLY FOR MEALS TDODAY**

Paso 2: SOLICITAR COMIDAS HOY



- Step 2: Type PUC Schools

Paso 2: Escriba las escuelas PUC



- Step 3: Continue to complete all parts of the application (Students, Household, Review and Submit) Your child's school will notify you within 10 school days, either by email or letter. If you have not received a notice, please contact the school's child nutrition department directly. TITAN School Solutions cannot provide you with this information.

Paso 3: Continúe completando todas las partes de la solicitud (estudiantes, hogar, revisión y envío) La escuela de su hijo le notificará dentro de los 10 días escolares, ya sea por correo electrónico o por carta. Si no ha recibido un aviso, comuníquese directamente con el departamento de nutrición infantil de la escuela. TITAN School Solutions no puede proporcionarle esta información.